

# ELECTROMANUAL STACKER MINI LOAD

## EMS 200


- **Hygienic innovative design**
- **Aggressive environments resistant chassis**
- **Electric lifting**
- **Extremely light**
- **IP65 Protected electronics**

The electromanual stackers manufactured by ULMA Inoxtruck have been designed to rolls, boxes and implements handling in manufacturing clean rooms.

The electric lifting system minimize the manual handling of load and maintain the load in an ergonomic height to handle it, reducing efforts..



Watch video



### Hygienic Innovative Design

Totally opened chassis, continuous weldings, protected lifting cable and his tubular structure make possible a daily equipment cleaning without affecting his features, avoiding rusting problems thanks to stainless steel, plastic and polymer materials that they use.



### Maximum Safety

The drive wheels with brakes make the loading and unloading of rolls, implements... a safe operation. Furthermore, the 2 rollers of the structre helps to get out any object between supporting tube and roller. The 2 sensors installed in the structure make possible an automatic stop when the carriage achieve his upper and lower limit.



### Robust, Durable and Easy Handling Structure

The 2 ergonomic handles and the electric ifting/descent buttom allows an easy handling of the stacker.

### Front and Side Handling

The lifting system of the different tailormade designed implements, make possible the front/side replacement of rolls, boxes and implements.

Characteristics				
1.1	Manufacturer (Abreviation)			ULMA Inoxtruck
1.2	Manufacturer's model designation			EMS 200
1.3	Power source: battery, diesel, LP gas, petrol			Batería
1.4	Operator type: manual, pedestrian, operator standing, seated			Manual
1.5	Load capacity	Q	kg	200
1.6	Load center distance	C	mm	450
1.7	Load wheel axle to fork face	x	mm	670
1.8	Wheelbase	y	mm	990
1.9	Chassis			AISI 304L
1.10	Sheet			AISI 304L
Weight				
2.1	Truck weight with nominal load & maximum battery weight		kg	350
2.2	Axle loading nominal load & maximum battery weight, drive/load side		kg	35/65
2.3	Axle loading without load & maximum battery weight, drive/load side		kg	160/190
Reel				
2.11	Diameter (maximun)		mm	500*
2.22	Width		mm	700*
2.33	Weight		kg	200*
Wheels and Drive Train				
3.1	Tyres: P=Polyurethane, PA=Polyamide (nylon), Vul=Vulkollan, drive/load side			P/P
3.2	Tyre dimensions, drive side			80 x 34
3.3	Tyre dimensions, load side			125 x 32
3.5	Number of wheels, drive/load side, (x=driven)			2/2
3.6	Track width (center of tyres), drive side	b10	mm	480
3.7	Track width (center of tyres), load side	b11	mm	480
Dimensions				
4.2	Height with mast lowered	h1	mm	1995
4.4	Lift height	h3	mm	1410
4.5	Overall height with mast raised	h4	mm	1995
4.15a	Fork height, fully lowered	h13	mm	140
4.15b	Fork height, fully extended	h12	mm	1550
4.19	Overall length	l1	mm	1120
4.20	Overall width	b1	mm	585
4.21	Outside width over forks (minimum/maximum)	b5	mm	400
4.25	Ground clearance at center of wheelbase (forks lowered)	m2	mm	30
4.32	Working aisle width (Ast) when loaded	Ast	mm	1620
4.34a	Turning circle radius	Wa	°	1110
Performance				
5.2	Lifting speed with/without load		m/s	0.075-0.1/0.1-0.11
5.3	Lowering speed with/without load		m/s	0.95-0.12/0.95-0.12
Electric Motor				
6.2	Lift motor output at15% duty factor		kW	0,50
6.4	Battery voltage/capacity C5		V/Ah	12/40

ULMA Inoxtruck's products are constantly improving. Because of this reason, some materials, options and specifications can be changed without previous notification. Adjustable\*

## Options

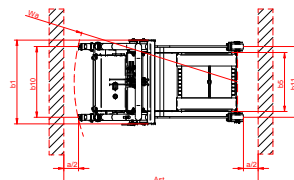
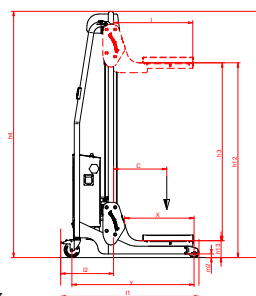
- AISI 316L
- Rolls rotator 90°
- Spike
- Up to 200 kgs. with manual clamping and rotation.
- Collar change
- Mould handling

ULMA Servicios de Manutención S.Coop.

[www.ulmainoxtruck.com](http://www.ulmainoxtruck.com)

Paseo Otadui, nº 10  
20560 OÑATI (Gipuzkoa)

T.: (+34) 943 84 89 43  
info@ulmainoxtruck.com



**Engineered  
by challenges**