PRELIMINARY
SPECIFICATIONS

AXiA ES

SBP10-16N3(I)(R)(S) Series

PEDESTRIAN STACKER

1.0 - 1.6 tonnes

MAXIMISE YOUR STORAGE
MAXIMISE YOUR PRODUCTIVITY

The compact AXiA ES stacker range has the shortest chassis on the market, allowing it to work in extremely narrow aisles so you can get the most out of your storage space.



SPECIFICATIONS

SBP10N3	SBP14N3	SBP16N3
SBP10N3R	SBP14N3I	SBP16N3I
SBP12N3	SBP14N3R	SBP16N3R
SBP12N3I	SBP14N3IR	SBP16N3IR
SBP12N3R		SBP16N3S
SBP12N3IR		SBP16N3SR

WHEN RELIABILITY IS EVERYTHING...

Logisnext Forklifts

AXiA ES
SBP10-16N3(I)(R)(S) SERIES
PEDESTRIAN STACKER
1.0 – 1.6 tonnes





Unaffected by dirt, debris, dust and water thanks to its sealed protective chassis and waterproof components (rated to IP54), AXiA ES will work dependably indoors and occasionally out with minimum maintenance.

BRAKES
- **Parking brake**
  Automatically activated when necessary for extra safety on ramps.

DRIVE
- **Powerful AC drive motor**
  Excellent traction and ramp performance, smooth, quiet, controlled operation, extended shift length and lower maintenance requirements.
- **Sealed transmission**
  Shock-resistant, quiet and requires little maintenance.
- **Sensitive Drive System (SDS)**
  An intuitive driver-assist system for increased safety. Performance is managed according to steer angle and the velocity of finger controls.

ELECTRICAL AND CONTROL SYSTEMS
- **Li-ion battery**
  Fast charging - removing the need for extra batteries. (Option)
- **Battery rollers**
  Changing batteries is quicker, easier and safer. (Option)
- **Multi-functional display**
  Shows battery discharge level (BDI), operating hours, system messages, fault codes and LED indicators.
- **Programmable controller**
  Acceleration, speed and braking can be adjusted to suit the application and operator's preferences.

FORKS AND MAST
- **Robust forks**
  Strong welded construction with rounded tips for effortless pallet entry.

FRAME AND BODY
- **High visibility**
  Operator has a good view of the fork tips and working area.
- **Sealed chassis**
  Internal components are protected against water, dirt, dust and debris, reducing downtime and servicing.
- **Water-resistant design**
  Water is kept away from key electrical parts for safety and longer part life.
- **Low centre of gravity**
  Operation is safer and more stable.
- **One linked castor wheel in a 4-point design**
  In addition to the load wheels for added stability. Increases comfort for the driver and safety for the load.
- **Operate in low temperatures**
  Can be used down to -10˚C non-condensing (+1˚C condensing) and with an optional cold store modification down to -30˚C operating.
- **Side stabilisers**
  Aids the truck in lifting higher capacities at higher lift heights. (Option)





For more information on AXiA ES please visit our website

lnf2.eu/axiaes

AXiA ES
SBP10-16N3(I)(R)(S) SERIES
PEDESTRIAN STACKER
1.0 – 1.6 tonnes





OPERATOR COMPARTMENT AND CONTROLS

- **Choice of two pre-set operating modes (ECO and PRO)**
  Enabled via key switch to enhance safety, energy efficiency and productivity.
- **Left-handed or right-handed controls**
  The tiller arm's versatile design allows for operation from either side.
- **Low to the ground**
  Ground clearance is only 20 mm so there is no risk of foot trapping.
- **PIN-code access**
  Stops unauthorised truck use and keeps you aware of who's operating at all times. (Option)
- **Ergonomic ErgoSteer tiller head**
  Best-in-class, weather-protected and impact-resistant tiller head with large, easy-to-reach buttons placed at a patented ergonomic distance for reduced fatigue and safer operation. IP65 rated.
- **Emergency stop**
  Easy and fast stop to power in an emergency.
- **Ergonomic rubber hand grips**
  Handles are comfortable and easy to hold.

STEERING SYSTEM

- **Small turning circle**
  Combine this with the compact chassis and operation is possible in tight areas allowing for optimised use of warehouse space.

OTHER FEATURES

- **RapidAccess features**
  These allow quick and easy entry to all areas for checks and maintenance.





For more information on AXiA ES please visit our website

lnf2.eu/axiaes

AXIA ES

OPTIONAL LI-ION BATTERY SYSTEMS

MAKE YOUR FORKLIFT GO EVEN FURTHER





Lead-acid batteries have been the standard choice for electric lift trucks for decades, and for good reason — they work. But long charging times, demanding maintenance, the need for spare batteries, and the risk of operator misuse can turn day-to-day running into a drag on productivity.

Logisnext Li-ion changes that equation. We don't build one Li-ion battery and apply it to all situations. Whatever your operation looks like, from continuous multi-shift running to lighter, more occasional duty, there's a Logisnext Li-ion battery specified to match it, with a low-maintenance design that all but eliminates the cell damage caused by operator error.

Where a Li-ion option existed before, it typically came from a third-party battery supplier — with its own warranty, its own diagnostics, and its own service relationship running alongside the truck's. Logisnext Li-ion is different: a proprietary Li-ion power unit engineered specifically for Logisnext Forklifts, where the truck, the battery, the onboard battery management system and the charger are run on one diagnostic software, supported by one service technician, and covered by Logisnext warranties.

- **One warranty provider, one service tech**
  Truck, battery, onboard battery management system, and charger are covered by a Logisnext warranties and diagnosed through one system — not separate suppliers with separate contracts to chase when something needs attention.
- **Gas-emission free and space-efficient operation**
  No off-gassing means no dedicated ventilation or charging room, freeing up floor space you'd otherwise lose to lead-acid infrastructure.
- **Exceptional battery and charger efficiency**
  State-of-the-art cell and charger technology delivers up to 30% more power efficiency than lead-acid batteries.
- **Maintenance-free design**
  No daily checks, no water refills. Fewer manual touchpoints means less risk of operators damaging cells and shortening battery life.
- **No spare batteries or charging room needed**
  Free up space and cut costs on multi-shift operations, without the extra batteries lead-acid fleets depend on.
- **Quick charge capability**
  A 15-minute top-up during breaks or downtime keeps a truck running for longer, improving productivity.
- **Higher sustained voltage**
  Consistent lifting and driving performance from the first hour of a shift to the last, with none of the power drop-of lead-acid.
- **Multiple safety features**
  Circuit protection, deep-discharge and overcharge protection, and individual cell temperature and voltage monitoring, all built in as standard.
- **Wide choice of battery and charger capacities.**
  Power supply matched to the exact demands of your application, whatever the truck or the shift pattern.

Fully integrated with Logisnext Forklifts

CANbus communication and automatic ON/OFF synchronisation link battery and truck as one system. Battery level, notifications, and alarms all appear directly on the truck display, giving operators a clear, single point of reference.

Clean by design

With no emissions and no acid to manage, Logisnext Li-ion batteries suit sensitive environments: food production, packaging, and other spaces where cleanliness isn't optional.

For more information on Li-ion please visit our website

lnf2.eu/lion

Li-ion battery option is available in selected regions.

Continuing improvement may lead to changes in these specifications

VDI - PERFORMANCE & DIMENSIONS

	CHARACTERISTICS						
1.1	Manufacturer			Logisnext Forklifts			
1.2	Manufacturer's model designation			SBP10N3	SBP12N3	SBP14N3	SBP16N3
1.3	Power source			Battery	Battery	Battery	Battery
1.4	Operator type			Pedestrian	Pedestrian	Pedestrian	Pedestrian
1.5	Load capacity	Q	kg	1000	1200	1400	1600
1.6	Load center distance	c	mm	600	600	600	600
1.8	Load wheel axle to fork face (forks lowered)	x	mm	700	750	750	750
1.9	Wheelbase	y	mm	1215	1330 1)	1330	1330 2)
	WEIGHT						
2.1b	Truck weight without load, with maximum battery weight		kg	730	1020	1020	1095
2.2	Axle loadings with nominal load & maximum battery weight, drive / load side		kg	612 / 1128	810 / 1410	845 / 1580	930 / 1171
2.3	Axle loadings without load & with maximum battery weight, drive / load side		kg	534 / 196	730 / 295	730 / 295	790 / 311
	WHEELS, DRIVE TRAIN						
3.1	Tyres: PT = Power Thane, Vul = Vulkollan, P = Polyurethane, N = Nylon, R = Rubber drive / load side			Vul / Vul	Vul / Vul	Vul / Vul	Vul / Vul
3.2	Tyre dimensions, drive side		mm	230 × 70	230 × 70	230 × 70	230 × 70
3.3	Tyre dimensions, load side		mm	85 × 90	85 × 90	85 × 75	85 × 75
3.4	Castor wheel dimensions (diameter x width)		mm	125 × 60	125 × 60	125 × 60	125 × 60
3.5	Number of wheels, load / drive side (x = driven)			2 / 1x + 1	2 / 1x + 1	4 / 1x + 1	4 / 1x + 1
3.6	Track width (center of tyres), drive side	b10	mm	515	515	515	515
3.7	Track width (center of tyres), load side	b11	mm	385	385	385	385
	DIMENSIONS						
4.2b	Height	h1	mm	see tables	see tables	see tables	see tables
4.3	Free lift	h1	mm	see tables	see tables	see tables	see tables
4.4	Lift height	h2	mm	see tables	see tables	see tables	see tables
4.5	Height with mast extended	h3	mm	see tables	see tables	see tables	see tables
4.6	Initial lift	h4	mm	see tables	see tables	see tables	see tables
4.8	Seat- or stand height	h5	mm	-	-	-	-
4.9	Height of tiller arm / steering console (min./max.)	h6	mm	865 / 1420	865 / 1420	865 / 1420	865 / 1420
4.10	Height of support legs	h7	mm	-	-	-	-
4.15	Fork height, fully lowered	h14	mm	90	90	90	90
4.19	Overall length	h8	mm	1835	1900 1)	1900	1900 2)
4.20	Length to fork face	h13	mm	685	750 1)	750	750 2)
4.21	Overall width	l1	mm	800	800	800	800
4.22	Fork dimensions (thickness, width, length)	l2	mm	56 / 186 / 1150	56 / 186 / 1150	56 / 186 / 1150	56 / 186 / 1150
4.24	Fork carriage width	b1	mm	750	750	750	750
4.25	Outside width over forks (minimum / maximum)	s/e/l	mm	570	570	570	570
4.26	Inner width of support legs	b3	mm	-	-	-	-
4.32	Ground clearance at center of wheelbase, (forks lowered)	b5	mm	20	20	20	20
4.33c	Working aisle width (Ast) with 1000 x 1200 mm pallets, load crosswise, platform up/down	b4	mm	2329	2422 1)	2422	2422 2)
4.33d	Working aisle width (Ast3) with 1000 x 1200 mm pallets, load crosswise, platform up/down	m2	mm	1958	2022 1)	2022	2022 2)
4.34c	Working aisle width (Ast) with 800 x 1200 mm pallets, load lengthwise, platform up/down	Ast	mm	2298	2374 1)	2374	2374 2)
4.34d	Working aisle width (Ast3) with 800 x 1200 mm pallets, load lengthwise, platform up/down	Ast	mm	2158	2222 1)	2222	2222 2)
4.35	Turning radius	Wa	mm	1458	1572 1)	1572	1572 2)
	PERFORMANCE						
5.1	Travel speed, with / without load		km/h	6.0 / 6.0	6.0 / 6.0	6.0 / 6.0	6.0 / 6.0
5.2	Lifting speed, with / without load		m/s	0.15 / 0.30	0.16 / 0.33	0.14 / 0.33	0.15 / 0.32
5.3	Lowering speed, with / without load		m/s	0.29 / 0.32	0.46 / 0.35	0.45 / 0.35	0.43 / 0.34
5.8	Maximum gradeability with / without load		%	8 / 15	8 / 15	8 / 15	8 / 15
5.10	Service brakes (mechanical / hydraulic / electric / pneumatic)			Electric	Electric	Electric	Electric
	ELECTRIC MOTORS						
6.1	Drive motor capacity (60 min. short duty)		kW	1.0	1.0	1.0	1.0
6.2	Lift motor output at 15% duty factor		kW	2.2	2.2	2.2	3.2
6.4	Battery voltage/capacity at 5-hour discharge		V/Ah	24 / 150	24 / 150 - 250 5)	24 / 250	24 / 250 - 375 5)
6.5	Battery weight		kg	151	151 - 212	212	212 - 288
6.6a	Energy consumption according to EN 16796 cycle		kW/h	0.46	0.76	0.77	0.77
	MISCELLANEOUS						
8.1	Type of drive control			Stepless	Stepless	Stepless	Stepless
10.7	Level of noise at the ear level of the driver according to EN 12 053:2001 and EN ISO 4871 in work LpAZ		dB (A)	64.8	64.1	64.1	64.1
10.7.2	Whole-body vibration (EN 13 059:2002)						
10.7.3	Hand-arm vibration (EN 13 059:2002)			< 2.5	< 2.5	< 2.5	< 2.5

AXIA ES

SBP10 - 16N3 SERIES

PEDESTRIAN STACKER

1.0 - 1.6 tonnes



SBP10-16N3

1) With the 150 Ah battery this dimension decrease by 64 mm
2) With the 375 Ah battery this dimension increase by 72 mm
3) Forged forks hooked on FEM2A fork carriage
4) In-field adjustable width of wide straddle support legs
5) With the larger batteries several dimensions increase (see notes #1-2)

VDI - PERFORMANCE & DIMENSIONS

	CHARACTERISTICS					
				Logisnext Forklifts		
1.1	Manufacturer			SBP12N3I	SBP14N3I	SBP16N3I
1.2	Manufacturer's model designation			Battery	Battery	Battery
1.3	Power source			Pedestrian	Pedestrian	Pedestrian
1.4	Operator type					
1.5	Load capacity	Q	kg	1200	1400	1600
1.6	Load center distance	c	mm	600	600	600
1.8	Load wheel axle to fork face (forks lowered)	x	mm	925	925	925
1.9	Wheelbase	y	mm	1610	1610	1610 [2]
	WEIGHT					
2.1b	Truck weight without load, with maximum battery weight		kg	1095	1095	1171
2.2	Axle loadings with nominal load & maximum battery weight, drive / load side		kg	1060 / 1230	1105 / 1390	1205 / 1561
2.3	Axle loadings without load & with maximum battery weight, drive / load side		kg	780 / 315	780 / 312	840 / 328
	WHEELS, DRIVE TRAIN					
3.1	Tyres: PT = Power Thane, Vul = Vulkollan, P = Polyurethane, N = Nylon, R = Rubber drive / load side			Vul / Vul	Vul / Vul	Vul / Vul
3.2	Tyre dimensions, drive side		mm	230 × 70	230 × 70	230 × 70
3.3	Tyre dimensions, load side		mm	85 × 90	85 × 75	85 × 75
3.4	Castor wheel dimensions (diameter x width)		mm	125 × 60	125 × 60	125 × 60
3.5	Number of wheels, load / drive side (x = driven)			2 / 1x + 1	4 / 1x + 1	4 / 1x + 1
3.6	Track width (center of tyres), drive side	b10	mm	515	515	515
3.7	Track width (center of tyres), load side	b11	mm	385	385	385
	DIMENSIONS					
4.2b	Height	h1	mm	see tables	see tables	see tables
4.3	Free lift	h1	mm	see tables	see tables	see tables
4.4	Lift height	h2	mm	see tables	see tables	see tables
4.5	Height with mast extended	h3	mm	see tables	see tables	see tables
4.6	Initial lift	h4	mm	110	110	110
4.8	Seat- or stand height	h5	mm	-	-	-
4.9	Height of tiller arm / steering console (min./max.)	h6	mm	865 / 1420	865 / 1420	865 / 1420
4.10	Height of support legs	h7	mm	-	-	-
4.15	Fork height, fully lowered	h14	mm	90	90	90
4.19	Overall length	h8	mm	2010	2010	2010 [2]
4.20	Length to fork face	h13	mm	855	855	855 [2]
4.21	Overall width	l1	mm	800	800	800
4.22	Fork dimensions (thickness, width, length)	l2	mm	56 / 186 / 1150	56 / 186 / 1150	56 / 186 / 1150
4.24	Fork carriage width	b1	mm	750	750	750
4.25	Outside width over forks (minimum / maximum)	s/e/l	mm	570	570	570
4.26	Inner width of support legs	b3	mm	-	-	-
4.32	Ground clearance at center of wheelbase, (forks lowered)	b5	mm	20	20	20
4.33c	Working aisle width (Ast) with 1000 x 1200 mm pallets, load crosswise, platform up/down	b4	mm	2653	2653	2653 [2]
4.33d	Working aisle width (Ast3) with 1000 x 1200 mm pallets, load crosswise, platform up/down	m2	mm	2123	2123	2123 [2]
4.34c	Working aisle width (Ast) with 800 x 1200 mm pallets, load lengthwise, platform up/down	Ast	mm	2533	2533	2533 [2]
4.34d	Working aisle width (Ast3) with 800 x 1200 mm pallets, load lengthwise, platform up/down	Ast	mm	2323	2323	2323 [2]
4.35	Turning radius	Wa	mm	1848	1848	1848 [2]
	PERFORMANCE					
5.1	Travel speed, with / without load		km/h	6.0 / 6.0	6.0 / 6.0	6.0 / 6.0
5.2	Lifting speed, with / without load		m/s	0.16 / 0.33	0.14 / 0.33	0.15 / 0.32
5.3	Lowering speed, with / without load		m/s	0.46 / 0.35	0.45 / 0.35	0.43 / 0.34
5.8	Maximum gradeability with / without load		%	8 / 15	8 / 15	8 / 15
5.10	Service brakes (mechanical / hydraulic / electric / pneumatic)			Electric	Electric	Electric
	ELECTRIC MOTORS					
6.1	Drive motor capacity (60 min. short duty)		kW	1.0	1.0	1.0
6.2	Lift motor output at 15% duty factor		kW	2.2	2.2	3.2
6.4	Battery voltage/capacity at 5-hour discharge		V/Ah	24 / 250	24 / 250	24 / 250 - 375 [5]
6.5	Battery weight		kg	212	212	212 - 288
6.6a	Energy consumption according to EN 16796 cycle		kW/h	0.76	0.77	0.77
	MISCELLANEOUS					
8.1	Type of drive control			Stepless	Stepless	Stepless
10.7	Level of noise at the ear level of the driver according to EN 12 053:2001 and EN ISO 4871 in work LpAZ		dB (A)	64.1	64.1	64.1
10.7.2	Whole-body vibration (EN 13 059:2002)					
10.7.3	Hand-arm vibration (EN 13 059:2002)			< 2.5	< 2.5	< 2.5

AXIA ES

SBP12 - 16N3I SERIES

PEDESTRIAN STACKER WITH INITIAL LIFT

1.2 - 1.6 tonnes

1) With the 150 Ah battery this dimension decrease by 64 mm
2) With the 375 Ah battery this dimension increase by 72 mm
3) Forged forks hooked on FEM2A fork carriage
4) In-field adjustable width of wide straddle support legs
5) With the larger batteries several dimensions increase (see notes #1-2)

VDI - PERFORMANCE & DIMENSIONS

	CHARACTERISTICS			Logisnext Forklifts			
1.2	Manufacturer's model designation			SBP10N3R	SBP12N3R	SBP14N3R	SBP16N3R
1.3	Power source			Battery	Battery	Battery	Battery
1.4	Operator type			Pedestrian / Stand-on	Pedestrian / Stand-on	Pedestrian / Stand-on	Pedestrian / Stand-on
1.5	Load capacity	Q	kg	1000	1200	1400	1600
1.6	Load center distance	c	mm	600	600	600	600
1.8	Load wheel axle to fork face (forks lowered)	x	mm	700	750	750	750
1.9	Wheelbase	y	mm	1215	1330 [1]	1330	1330 [2]
	WEIGHT						
2.1b	Truck weight without load, with maximum battery weight		kg	860	1100	1100	1176
2.2	Axle loadings with nominal load & maximum battery weight, drive / load side		kg	715 / 1155	840 / 1400	860 / 1580	990 / 1795
2.3	Axle loadings without load & with maximum battery weight, drive / load side		kg	640 / 220	860 / 320	740 / 295	860 / 320
	WHEELS, DRIVE TRAIN						
3.1	Tyres: PT = Power Thane, Vul = Vulkollan, P = Polyurethane, N = Nylon, R = Rubber drive / load side			Vul / Vul	Vul / Vul	Vul / Vul	Vul / Vul
3.2	Tyre dimensions, drive side		mm	230 × 70	230 × 70	230 × 70	230 × 70
3.3	Tyre dimensions, load side		mm	85 × 90	85 × 90	85 × 75	85 × 75
3.4	Castor wheel dimensions (diameter x width)		mm	125 × 60	125 × 60	125 × 60	125 × 60
3.5	Number of wheels, load / drive side (x = driven)			2 / 1x + 1	2 / 1x + 1	4 / 1x + 1	4 / 1x + 1
3.6	Track width (center of tyres), drive side	b10	mm	515	515	515	515
3.7	Track width (center of tyres), load side	b11	mm	385	385	385	385
	DIMENSIONS						
4.2b	Height	h1	mm	see tables	see tables	see tables	see tables
4.3	Free lift	h1	mm	see tables	see tables	see tables	see tables
4.4	Lift height	h2	mm	see tables	see tables	see tables	see tables
4.5	Height with mast extended	h3	mm	see tables	see tables	see tables	see tables
4.6	Initial lift	h4	mm	see tables	see tables	see tables	see tables
4.8	Seat- or stand height	h5	mm	175	175	175	175
4.9	Height of tiller arm / steering console (min./max.)	h6	mm	1155 / 1550	1155 / 1550	1155 / 1550	1155 / 1550
4.10	Height of support legs	h7	mm	-	-	-	-
4.15	Fork height, fully lowered	h14	mm	90	90	90	90
4.19	Overall length	h8	mm	1955 / 2435	2020 / 2500 [1]	2020 / 2500	2020 / 2500 [2]
4.20	Length to fork face	h13	mm	805 / 1285	870 / 1350 [1]	870 / 1350	870 / 1350 [2]
4.21	Overall width	l1	mm	800	800	800	800
4.22	Fork dimensions (thickness, width, length)	l2	mm	56 / 186 / 1150	56 / 186 / 1150	56 / 186 / 1150	56 / 186 / 1150
4.24	Fork carriage width	b1	mm	750	750	750	750
4.25	Outside width over forks (minimum / maximum)	s/e/l	mm	570	570	570	570
4.26	Inner width of support legs	b3	mm	-	-	-	-
4.32	Ground clearance at center of wheelbase, (forks lowered)	b5	mm	20	20	20	20
4.33c	Working aisle width (Ast) with 1000 x 1200 mm pallets, load crosswise, platform up/down	b4	mm	2449 / 2929	2542 / 3022 [1]	2542 / 3022	2542 / 3022 [2]
4.33d	Working aisle width (Ast3) with 1000 x 1200 mm pallets, load crosswise, platform up/down	m2	mm	2078 / 2558	2142 / 2622 [1]	2142 / 2622	2142 / 2622 [2]
4.34c	Working aisle width (Ast) with 800 x 1200 mm pallets, load lengthwise, platform up/down	Ast	mm	2418 / 2898	2494 / 2974 [1]	2494 / 2974	2494 / 2974 [2]
4.34d	Working aisle width (Ast3) with 800 x 1200 mm pallets, load lengthwise, platform up/down	Ast	mm	2278 / 2758	2342 / 2822 [1]	2342 / 2822	2342 / 2822 [2]
4.35	Turning radius	Wa	mm	1578 / 2058	1692 / 2172 [1]	1692 / 2172	1692 / 2172 [2]
	PERFORMANCE						
5.1	Travel speed, with / without load		km/h	6.0 / 6.0	6.0 / 6.0	6.0 / 6.0	6.0 / 6.0
5.2	Lifting speed, with / without load		m/s	0.15 / 0.30	0.16 / 0.33	0.14 / 0.33	0.15 / 0.32
5.3	Lowering speed, with / without load		m/s	0.29 / 0.32	0.46 / 0.35	0.45 / 0.35	0.43 / 0.34
5.8	Maximum gradeability with / without load		%	8 / 15	8 / 15	8 / 15	8 / 15
5.10	Service brakes (mechanical / hydraulic / electric / pneumatic)			Electric	Electric	Electric	Electric
	ELECTRIC MOTORS						
6.1	Drive motor capacity (60 min. short duty)		kW	1.0	1.0	1.0	1.0
6.2	Lift motor output at 15% duty factor		kW	2.2	2.2	2.2	3.2
6.4	Battery voltage/capacity at 5-hour discharge		V/Ah	24 / 150	24 / 150 - 250 [5]	24 / 250	24 / 250 - 375 [5]
6.5	Battery weight		kg	151	151 - 212	212	212 - 288
6.6a	Energy consumption according to EN 16796 cycle		kW/h	0.75	0.77	0.78	0.78
	MISCELLANEOUS						
8.1	Type of drive control			Stepless	Stepless	Stepless	Stepless
10.7	Level of noise at the ear level of the driver according to EN 12 053:2001 and EN ISO 4871 in work LpAZ		dB (A)	64.6	64.0	64.0	64.0
10.7.2	Whole-body vibration (EN 13 059:2002)			0.8	0.8	0.8	0.8
10.7.3	Hand-arm vibration (EN 13 059:2002)			< 2.5	< 2.5	< 2.5	< 2.5

AXIA ES

SBP10 - 16N3R SERIES

PEDESTRIAN STACKER WITH FOLDING PLATFORM

1.0 - 1.6 tonnes



SBP12N3R

1) With the 150 Ah battery this dimension decrease by 64 mm
2) With the 375 Ah battery this dimension increase by 72 mm
3) Forged forks hooked on FEM2A fork carriage
4) In-field adjustable width of wide straddle support legs
5) With the larger batteries several dimensions increase (see notes #1-2)

VDI - PERFORMANCE & DIMENSIONS

	CHARACTERISTICS					
				Logisnext Forklifts		
1.1	Manufacturer					
1.2	Manufacturer's model designation			SBP12N3IR	SBP14N3IR	SBP16N3IR
1.3	Power source			Battery	Battery	Battery
1.4	Operator type			Pedestrian / Stand-on	Pedestrian / Stand-on	Pedestrian / Stand-on
1.5	Load capacity	Q	kg	1200	1400	1600
1.6	Load center distance	c	mm	600	600	600
1.8	Load wheel axle to fork face (forks lowered)	x	mm	925	925	925
1.9	Wheelbase	y	mm	1610	1610	1610 [2]
	WEIGHT					
2.1b	Truck weight without load, with maximum battery weight		kg	1175	1175	1251
2.2	Axle loadings with nominal load & maximum battery weight, drive / load side		kg	1030 / 1350	1115 / 1460	1263 / 1588
2.3	Axle loadings without load & with maximum battery weight, drive / load side		kg	840 / 335	840 / 335	903 / 348
	WHEELS, DRIVE TRAIN					
3.1	Tyres: PT = Power Thane, Vul = Vulkollan, P = Polyurethane, N = Nylon, R = Rubber drive / load side			Vul / Vul	Vul / Vul	Vul / Vul
3.2	Tyre dimensions, drive side		mm	230 × 70	230 × 70	230 × 70
3.3	Tyre dimensions, load side		mm	85 × 90	85 × 75	85 × 75
3.4	Castor wheel dimensions (diameter x width)		mm	125 × 60	125 × 60	125 × 60
3.5	Number of wheels, load / drive side (x = driven)			2 / 1x + 1	4 / 1x + 1	4 / 1x + 1
3.6	Track width (center of tyres), drive side	b10	mm	515	515	515
3.7	Track width (center of tyres), load side	b11	mm	385	385	385
	DIMENSIONS					
4.2b	Height	h1	mm	see tables	see tables	see tables
4.3	Free lift	h1	mm	see tables	see tables	see tables
4.4	Lift height	h2	mm	see tables	see tables	see tables
4.5	Height with mast extended	h3	mm	see tables	see tables	see tables
4.6	Initial lift	h4	mm	110	110	110
4.8	Seat- or stand height	h5	mm	175	175	175
4.9	Height of tiller arm / steering console (min./max.)	h6	mm	1155 / 1550	1155 / 1550	1155 / 1550
4.10	Height of support legs	h7	mm	-	-	-
4.15	Fork height, fully lowered	h14	mm	90	90	90
4.19	Overall length	h8	mm	2125 / 2605	2125 / 2605	2125 / 2605 [2]
4.20	Length to fork face	h13	mm	975 / 1455	975 / 1455	975 / 1455 [2]
4.21	Overall width	l1	mm	800	800	800
4.22	Fork dimensions (thickness, width, length)	l2	mm	56 / 186 / 1150	56 / 186 / 1150	56 / 186 / 1150
4.24	Fork carriage width	b1	mm	750	750	750
4.25	Outside width over forks (minimum / maximum)	s/e/l	mm	570	570	570
4.26	Inner width of support legs	b3	mm	-	-	-
4.32	Ground clearance at center of wheelbase, (forks lowered)	b5	mm	20	20	20
4.33c	Working aisle width (Ast) with 1000 x 1200 mm pallets, load crosswise, platform up/down	b4	mm	2777 / 3257	2777 / 3257	2777 / 3257 [2]
4.33d	Working aisle width (Ast3) with 1000 x 1200 mm pallets, load crosswise, platform up/down	m2	mm	2247 / 2727	2247 / 2727	2247 / 2727 [2]
4.34c	Working aisle width (Ast) with 800 x 1200 mm pallets, load lengthwise, platform up/down	Ast	mm	2657 / 3137	2657 / 3137	2657 / 3137 [2]
4.34d	Working aisle width (Ast3) with 800 x 1200 mm pallets, load lengthwise, platform up/down	Ast	mm	2447 / 2927	2447 / 2927	2447 / 2927 [2]
4.35	Turning radius	Wa	mm	1972 / 2452	1972 / 2452	1972 / 2452 [2]
	PERFORMANCE					
5.1	Travel speed, with / without load		km/h	6.0 / 6.0	6.0 / 6.0	6.0 / 6.0
5.2	Lifting speed, with / without load		m/s	0.16 / 0.33	0.14 / 0.33	0.15 / 0.32
5.3	Lowering speed, with / without load		m/s	0.46 / 0.35	0.45 / 0.35	0.43 / 0.34
5.8	Maximum gradeability with / without load		%	8 / 15	8 / 15	8 / 15
5.10	Service brakes (mechanical / hydraulic / electric / pneumatic)			Electric	Electric	Electric
	ELECTRIC MOTORS					
6.1	Drive motor capacity (60 min. short duty)		kW	1.0	1.0	1.0
6.2	Lift motor output at 15% duty factor		kW	2.2	2.2	3.2
6.4	Battery voltage/capacity at 5-hour discharge		V/Ah	24 / 250	24 / 250	24 / 250 - 375 [5]
6.5	Battery weight		kg	212	212	212 - 288
6.6a	Energy consumption according to EN 16796 cycle		kW/h	0.76	0.77	0.77
	MISCELLANEOUS					
8.1	Type of drive control			Stepless	Stepless	Stepless
10.7	Level of noise at the ear level of the driver according to EN 12 053:2001 and EN ISO 4871 in work LpAZ		dB (A)	64.0	64.0	64.0
10.7.2	Whole-body vibration (EN 13 059:2002)			0.8	0.8	0.8
10.7.3	Hand-arm vibration (EN 13 059:2002)			< 2.5	< 2.5	< 2.5

AXIA ES

SBP12 - 16N3IR SERIES

PEDESTRIAN STACKER WITH INITIAL LIFT AND FOLDING PLATFORM

1.2 - 1.6 tonnes

1) With the 150 Ah battery this dimension decrease by 64 mm
2) With the 375 Ah battery this dimension increase by 72 mm
3) Forged forks hooked on FEM2A fork carriage
4) In-field adjustable width of wide straddle support legs
5) With the larger batteries several dimensions increase (see notes #1-2)

VDI - PERFORMANCE & DIMENSIONS

	CHARACTERISTICS					
1.1	Manufacturer				Logisnext Forklifts	
1.2	Manufacturer's model designation				SBP16N3S	SBP16N3SR
1.3	Power source				Battery	Battery
1.4	Operator type				Pedestrian	Pedestrian
1.5	Load capacity	Q	kg		1600	1600
1.6	Load center distance	c	mm		600	600
1.8	Load wheel axle to fork face (forks lowered)	x	mm		750	750
1.9	Wheelbase	y	mm		1395 [2]	1395 [2]
	WEIGHT					
2.1b	Truck weight without load, with maximum battery weight		kg		1364	1516
2.2	Axle loadings with nominal load & maximum battery weight, drive / load side		kg		1106 / 1885	1246 / 1880
2.3	Axle loadings without load & with maximum battery weight, drive / load side		kg		953 / 411	1081 / 435
	WHEELS, DRIVE TRAIN					
3.1	Tyres: PT = Power Thane, Vul = Vulkollan, P = Polyurethane, N = Nylon, R = Rubber drive / load side				Vul / Vul	Vul / Vul
3.2	Tyre dimensions, drive side		mm		230 × 70	230 × 70
3.3	Tyre dimensions, load side		mm		85 × 75	85 × 75
3.4	Castor wheel dimensions (diameter x width)		mm		125 × 60	125 × 60
3.5	Number of wheels, load / drive side (x = driven)				4 / 1x + 1	4 / 1x + 1
3.6	Track width (center of tyres), drive side	b10	mm		515	515
3.7	Track width (center of tyres), load side	b11	mm		1025-1425	1025-1425
	DIMENSIONS					
4.2b	Height	h1	mm		see tables	see tables
4.3	Free lift	h1	mm		see tables	see tables
4.4	Lift height	h2	mm		see tables	see tables
4.5	Height with mast extended	h3	mm		see tables	see tables
4.6	Initial lift	h4	mm		see tables	see tables
4.8	Seat- or stand height	h5	mm		-	175
4.9	Height of tiller arm / steering console (min./max.)	h6	mm		865 / 1420	1155 / 1550
4.10	Height of support legs	h7	mm		84	84
4.15	Fork height, fully lowered	h14	mm		85	85
4.19	Overall length	h8	mm		1965 [2]	2085 / 2565 [2]
4.20	Length to fork face	h13	mm		815 [2]	935 / 1415 [2]
4.21	Overall width	l1	mm		800 / 1150 - 1550 [4]	800 / 1150 - 1550 [4]
4.22	Fork dimensions (thickness, width, length)	l2	mm		40 / 100 / 1150 [3]	40 / 100 / 1150 [3]
4.24	Fork carriage width	b1	mm		980	980
4.25	Outside width over forks (minimum / maximum)	s/e/l	mm		260-900 [3]	260-900 [3]
4.26	Inner width of support legs	b3	mm		900-1300 [4]	900-1300 [4]
4.32	Ground clearance at center of wheelbase, (forks lowered)	b5	mm		20	20
4.33c	Working aisle width (Ast) with 1000 x 1200 mm pallets, load crosswise, platform up/down	b4	mm		2487 [2]	2607 / 3087 [2]
4.33d	Working aisle width (Ast3) with 1000 x 1200 mm pallets, load crosswise, platform up/down	m2	mm		2087 [2]	2207 / 2687 [2]
4.34c	Working aisle width (Ast) with 800 x 1200 mm pallets, load lengthwise, platform up/down	Ast	mm		2439 [2]	2559 / 3039 [2]
4.34d	Working aisle width (Ast3) with 800 x 1200 mm pallets, load lengthwise, platform up/down	Ast	mm		2287 [2]	2407 / 2887 [2]
4.35	Turning radius	Wa	mm		1637 [2]	1757 / 2237 [2]
	PERFORMANCE					
5.1	Travel speed, with / without load			km/h	6.0 / 6.0	6.0 / 6.0
5.2	Lifting speed, with / without load			m/s	0.15 / 0.32	0.15 / 0.32
5.3	Lowering speed, with / without load			m/s	0.43 / 0.34	0.43 / 0.34
5.8	Maximum gradeability with / without load			%	8 / 15	8 / 15
5.10	Service brakes (mechanical / hydraulic / electric / pneumatic)				Electric	Electric
	ELECTRIC MOTORS					
6.1	Drive motor capacity (60 min. short duty)			kW	1.0	1.0
6.2	Lift motor output at 15% duty factor			kW	3.2	3.2
6.4	Battery voltage/capacity at 5-hour discharge			V/Ah	24 / 250 - 375 [5]	24 / 250 - 375 [5]
6.5	Battery weight			kg	212 - 288	212 - 288
6.6a	Energy consumption according to EN 16796 cycle			kW/h	0.77	0.78
	MISCELLANEOUS					
8.1	Type of drive control				Stepless	Stepless
10.7	Level of noise at the ear level of the driver according to EN 12 053:2001 and EN ISO 4871 in work LpAZ			dB (A)	64.1	65.1
10.7.2	Whole-body vibration (EN 13 059:2002)					0.8
10.7.3	Hand-arm vibration (EN 13 059:2002)				< 2.5	< 2.5

AXIA ES

SBP16N3S/16N3SR SERIES

PEDESTRIAN STACKER WITH WIDE STRADDLE AND FOLDING PLATFORM

1.6 tonnes

1) With the 150 Ah battery this dimension decrease by 64 mm
2) With the 375 Ah battery this dimension increase by 72 mm
3) Forged forks hooked on FEM2A fork carriage
4) In-field adjustable width of wide straddle support legs
5) With the larger batteries several dimensions increase (see notes #1-2)

Continuing improvement may lead to changes in these specifications

MAST PERFORMANCE AND CAPACITY

AXIA ES

SBP10-16N3 SERIES

PLATFORM STACKER

1.0 - 1.60 tonnes

MAST TYPE	h3 + h13 mm	h1 mm	h4 mm	h2 + h13 mm
SBP10N3 / 10N3R				
S	1500	1980	1980	1500
D	2500	1775	3000	195
	2900	1975	3400	195
	3300	2175	3800	195
SBP12/14/16N3 / SBP12/14/16N3R				
S	1500	1950	1950	1500
DS	2500	1835	3000	200
	2900	2035	3400	200
	3300	2235	3800	200
	3600	2385	4100	200
	4300	2735	4800	200
DEV	2500	1775	2940	1355
	2900	1975	3340	1555
	3300	2235	3800	1755
	3600	2385	4100	1905
	3700	2435	4200	1955
	4300	2735	4800	2255
TR	4100	1955	4640	-
	4300	2020	4840	-
	4700	2153	5240	-
	5400[1)]	2385	5940	-
TREV	4100	1955	4640	1475
	4300	2020	4840	1540
	4700	2153	5240	1673
	5400[1)]	2385	5940	1905

1) 14/16, 14I/16I, 14R/16R and 14IR/16IR only.

S = Simplex
D = Duplex without freelift (middle cylinder)
DS = Duplex without freelift (side cylinders)
DEV = Duplex mast with freelift
TR = Triplex without freelift
TREV = Triplex mast with freelift
h3+h13 = Lifting height
h1 = Lowered mast height
h4 = Raised mast height
h2+h13 = Free lift

MAST TYPE	h3 + h13 mm	h1 mm	h4 mm	h2 + h13 mm
SBP12/14/16N3I / SBP12/14/16N3IR				
S	1500	2055	2055	1505
DS	2500	1940	3105	200
	2900	2140	3505	200
	3300	2340	3905	200
	3600	2490	4205	200
	4300	2840	4905	200
DEV	2500	1940	3105	1360
	2900	2140	3505	1560
	3300	2340	3905	1760
	3600	2490	4205	1910
	3700	2540	4305	1960
	4300	2840	4905	2260
TR	4100	2060	4745	-
	4300	2125	4945	-
	4700	2260	5345	-
	5400[1)]	2490	6045	-
TREV	4100	2060	4745	1480
	4300	2125	4945	1545
	4700	2260	5345	1673
	5400[1)]	2490	6045	1910
SBP16N3S / SBP16N3SR				
S	1500	2030	2030	1500
DS	2500	1915	3080	195
	2900	2115	3480	195
	3300	2315	3880	195
	3600	2465	4180	195
	4300	2815	4880	195
DEV	2500	1915	3080	1355
	2900	2115	3480	1555
	3300	2315	3880	1755
	3600	2465	4180	1905
	3700	2515	4280	1955
	4300	2815	4880	2255
TR	4100	2035	4720	-
	4300	2100	4920	-
	4700	2233	5320	-
	5400	2465	6020	-
TREV	4100	2035	4720	1475
	4300	2100	4920	1540
	4700	2233	5320	1753
	5400	2465	6020	1905

SBP10 / 12 / 14 / 16N3

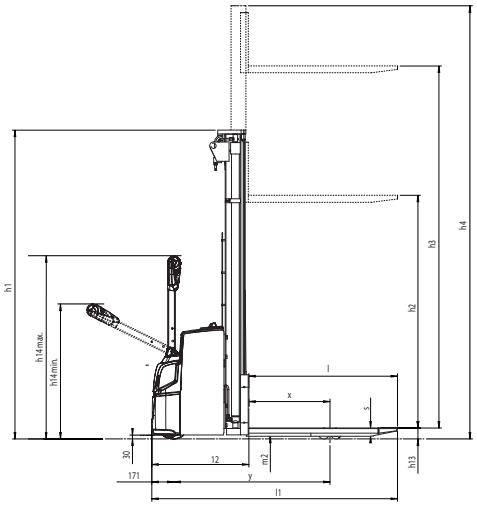

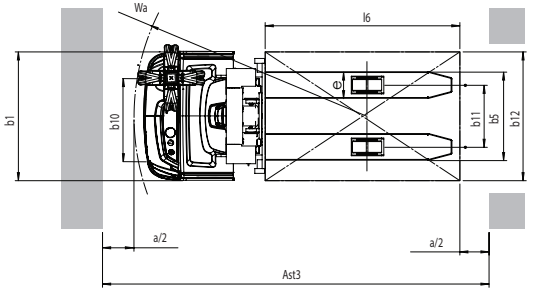

SBP12 / 14 / 16N3I INITIAL LIFT

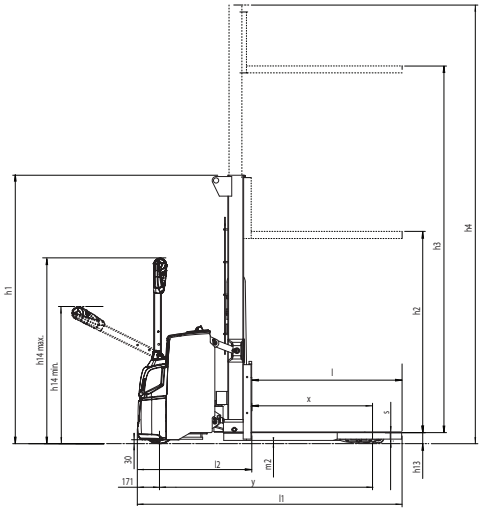

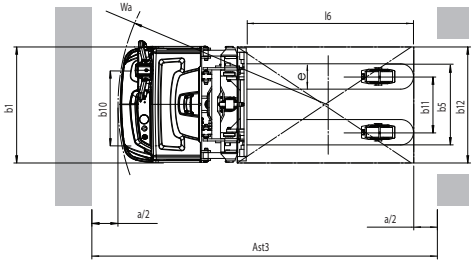

Continuing improvement may lead to changes in these specifications

MAST PERFORMANCE AND CAPACITY

AXIA ES

SBP10-16N3 SERIES

PLATFORM STACKER

1.0 - 1.60 tonnes

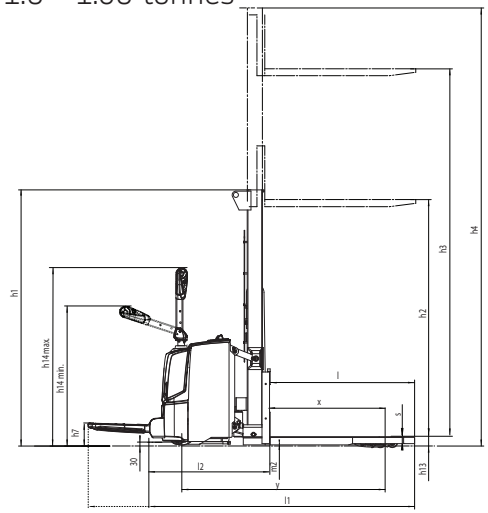

SBP12 / 14 / 16N3IR INITIAL LIFT WITH FOLDING PLATFORM

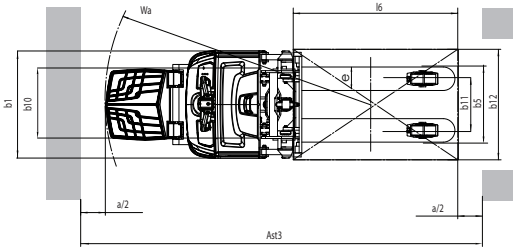

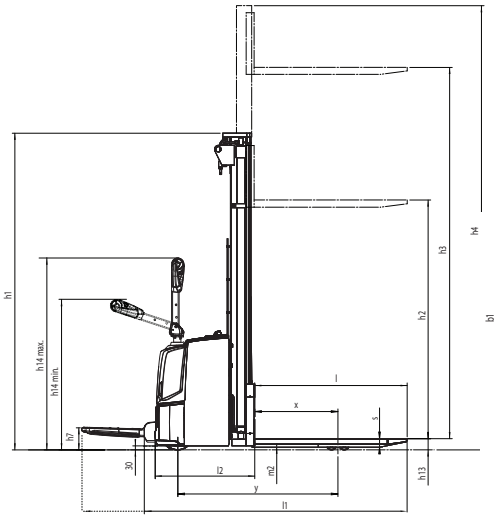

SBP10 / 12 / 14 / 16N3R WITH FOLDING PLATFORM

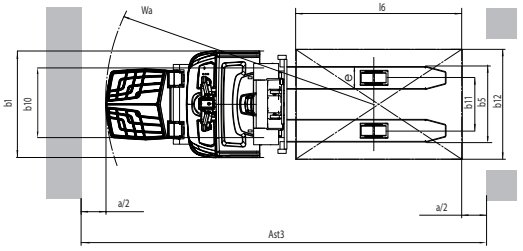

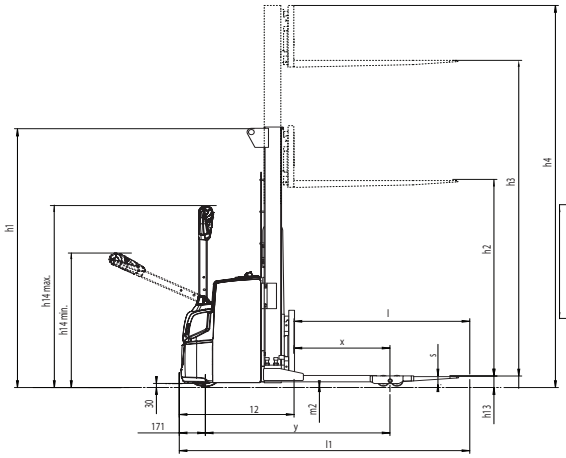

SBP16N3S WIDE STRADDLE

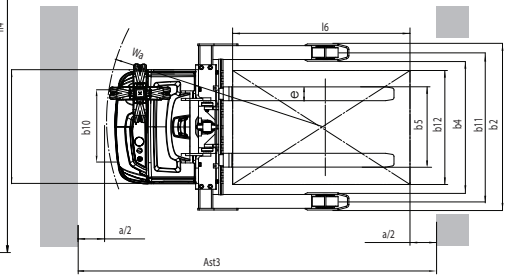

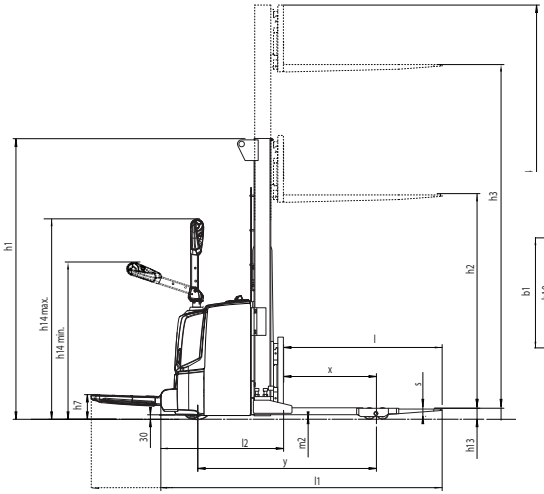

SBP16N3SR WIDE STRADDLE WITH FOLDING PLATFORM

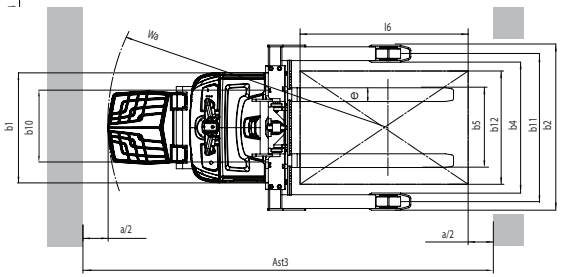

Ast = Working aisle width
Ast3 = Working aisle width (b12 <1000 mm)
Ast = Wa + $\sqrt{(l6 - x)^2 + (b12 / 2)^2}$ + a
Ast3 = Wa + l6 -x +a

Wa = Turning radius
l6 = Pallet length
x = Load wheel axle to fork face
b12 = Pallet width
a = Safety clearance = 2 x 100 mm

Continuing improvement may lead to changes in these specifications

STANDARD EQUIPMENT & OPTIONS

AXIA ES

SBP10-16N3(I)(R)(S) SERIES

PEDESTRIAN STACKER

1.0 - 1.6 tonnes

● = Standard
■ = Option

	SBP10N3(R)	SBP12N3(I)	SBP14N3(I)	SBP16N3(I)	SBP12N3(I)R	SBP14N3(I)R	SBP16N3(I)R	SBP16N3S	SBP16N3SR
GENERAL									
Multifunctional display, including hour meter and BDI	●	●	●	●	●	●	●	●	●
Key switch entry	●	●	●	●	●	●	●	●	●
PIN code device login, 5 codes	■	■	■	■	■	■	■	■	■
Offset tiller arm (not available for R models)	●	●	●	●	●	●	●	●	●
Speed regulated lifting and proportional valve for lowering, controlled by rocker switch on tiller head	●	●	●	●	●	●	●	●	●
Vulkollan® drive wheel	●	●	●	●	●	●	●	●	●
Initial lift (standard for I models only)	–	●	●	●	●	●	●	–	–
Adjustable width between wide straddle legs, 900 - 1300 mm	–	–	–	–	–	–	–	●	●
Sideways battery change on rollers (250 Ah battery only)	–	–	■	■	■	■	■	■	■
Battery changing trolley, for 2 batteries (lead-acid)	–	■	■	■	■	■	■	■	■
Li-ion batteries	■	■	■	■	■	■	■	■	■
ENVIRONMENT									
Continuous use, +5°C to +25°C	●	●	●	●	●	●	●	●	●
Cold store design, 0°C to -35°C	■	■	■	■	■	■	■	■	■
DRIVE AND LIFT CONTROLS									
Hydraulic side stabilizers for enhanced residual capacity (not available for I models)	–	–	–	■	–	–	■	–	–
Centered steering position, by Z-shaped tiller arm (not available for R models)	■	■	■	■	■	■	■	■	■
Tiller up drive	●	●	●	●	●	●	●	●	●
WHEEL OPTIONS									
Vulkollan® drive wheel	●	●	●	●	●	●	●	●	●
Power friction drive wheel	■	■	■	■	■	■	■	■	■
Single load wheels Vulkollan®	●	●	–	–	●	–	–	–	–
Tandem load wheels Vulkollan®	■	■	●	●	■	●	●	●	●
OTHER OPTIONS									
Speed reduction 0,5 km/h above 1000 mm lift, duplex and triplex masts without free lift	■	■	■	■	■	■	■	■	■
Speed reduction 0,5 km/h above free lift height, duplex and triplex masts with free lift	■	■	■	■	■	■	■	■	■
Built-in charger 30 A, for lead-acid batteries	■	■	■	■	■	■	■	■	■
Special RAL colour	■	■	■	■	■	■	■	■	■
Load backrest, 1300 mm	■	■	■	■	■	■	■	■	■
Accessory rack	■	■	■	■	■	■	■	■	■
List bracket/writing desk, A4 size	■	■	■	■	■	■	■	■	■
Computer rack, 10-16” size	■	■	■	■	■	■	■	■	■



Standard tiller head



Side stabilisers

Continuing improvement may lead to changes in these specifications

WHEN RELIABILITY IS EVERYTHING...

Like any product bearing the Logisnext Forklifts name, our materials handling equipment is backed by the engineering expertise, global resources, and continuous innovation of Logisnext — a leading group dedicated to materials handling and intralogistics.

Logisnext brings together advanced truck design, energy solutions, and connected technologies to help businesses move goods more safely, efficiently and reliably... day after day, year after year.

So when we promise you quality, reliability and value for money, you know it's a guarantee we can deliver.

That's why every model in our award winning and comprehensive range of lift trucks and warehouse equipment is built to a high specification — to ensure it keeps working for you. Whatever the job. Whatever the conditions.

You'll never work alone

As your local authorised distributor, we are here to keep your trucks working, through our extensive experience, our technical excellence, and our commitment to customer care.

We are your local experts, backed by the wider Logisnext Forklifts organisation and the connected support of the Logisnext group.

No matter where you are, help is close by.



AXIA
THE ALL ROUNDER



With a name that reflects its manoeuvrability, AXIA combines award-winning ergonomics with high performance and low-maintenance features to deliver a complete warehouse support package.

Efficient, versatile and durable, AXIA is the perfect choice for every workplace.

© 2026 Logisnext Europe B.V. All rights reserved.

Specifications are indicative and may vary depending on operating conditions. Failure to assess all factors may result in performance deviations.

All relevant sales support materials and technical expertise of the official distributor must be considered when identifying the best product/solution. Options and technical details may change without notice. Full legal notice and up-to-date product information: logisnext-forklifts.eu

WESL2766 (09/26)

Logisnext Europe B.V.
Hospitaaldreef 29 (floor 13), 1315 RC Almere,
The Netherlands.
Tel +31 36 54 94 311
logisnext-forklifts.eu

YouTube lnf2.eu/youtube

lnf2.eu/facebook

lnf2.eu/linkedin

Logisnext Forklifts